

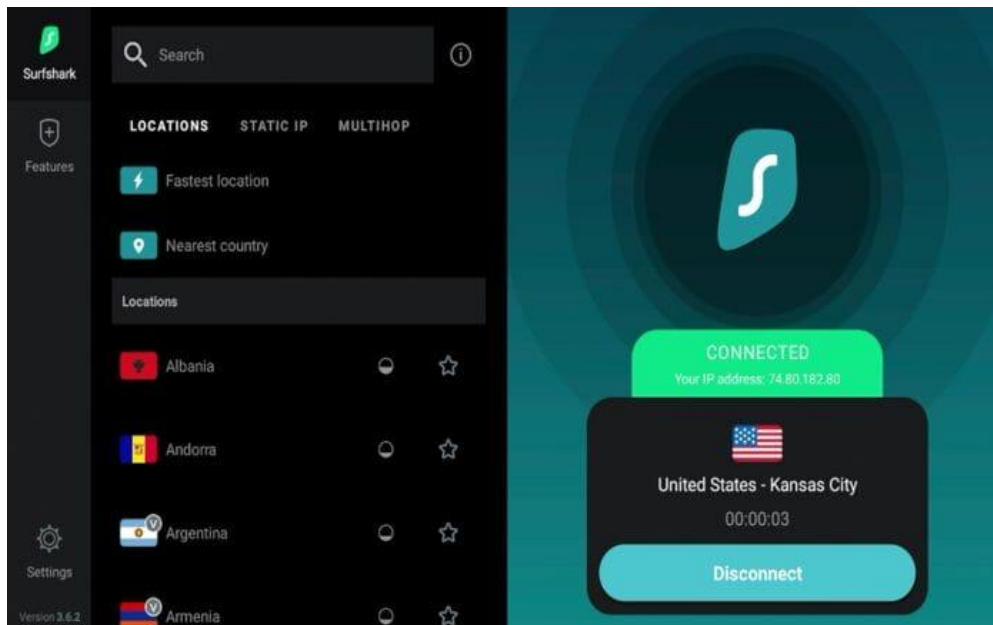
1. Make sure your Firestick model can run the IPTV service you want to use.
2. Update your Firestick to the latest OS for the newest features and security.
3. Check your internet speed and stability to avoid buffering during IPTV streaming.

After these steps, you're ready for a smooth IPTV experience on your Firestick. Next, install a recommended IPTV player and set it up with your IPTV subscription.

Guide One – Protect Yourself Online When Streaming IPTV

The first step before setting up IPTV is to protect yourself and ensure **peace of mind**.

We can't emphasize enough how important it is to use [Surfshark VPN](#) to protect yourself online when using unverified services and apps.



TODAY'S DEAL

SAVE 87% ON SURFSHARK VPN + 3 FREE MONTHS

*Includes 30-day money back guarantee

*Use your account on unlimited devices & share with family members

<https://surfshark.club/friend/gtAeAPpz>

Operators have also been known to hand over user data to authorities if confiscated. Not a good thing for user privacy.

We have seen several instances of anti-piracy authorities pursuing IPTV operations and even arresting the individuals in charge.

Once you set up an IPTV service website or app, you share your identifying IP Address with them.

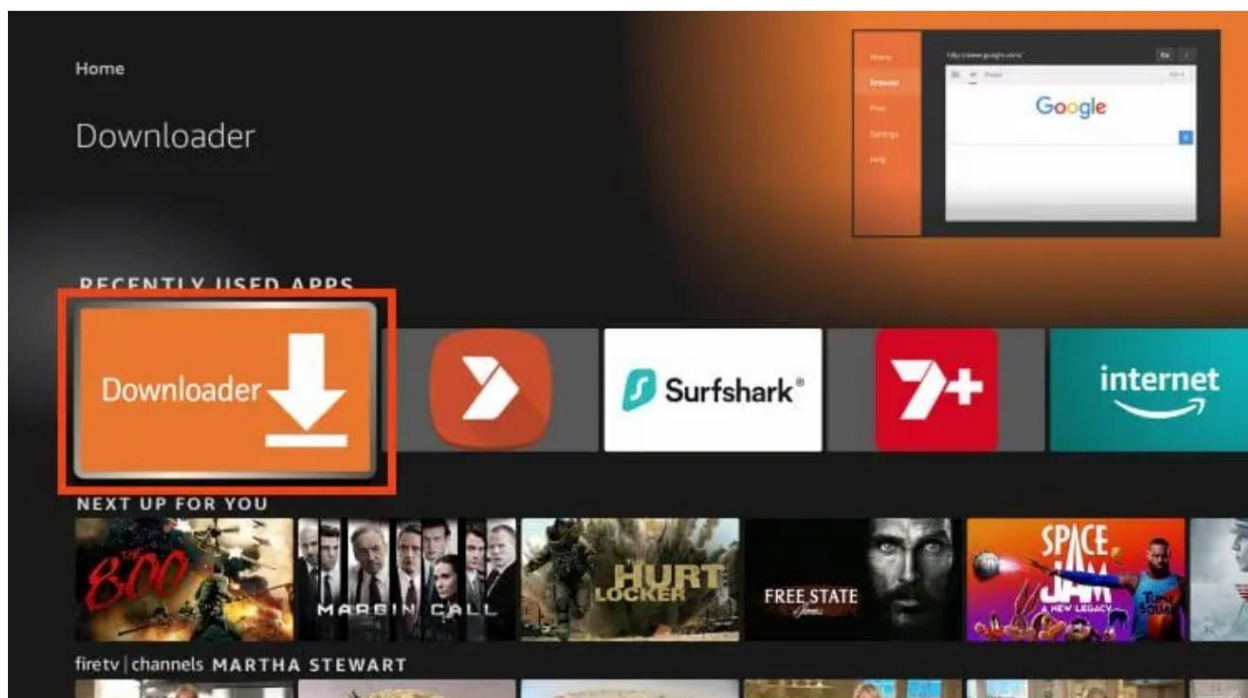
A quality VPN will provide you with an anonymous connection to the Internet so the IPTV devs can't identify you personally.

Now that our online privacy is protected with Surfshark VPN, we can install and set up the IPTV service!

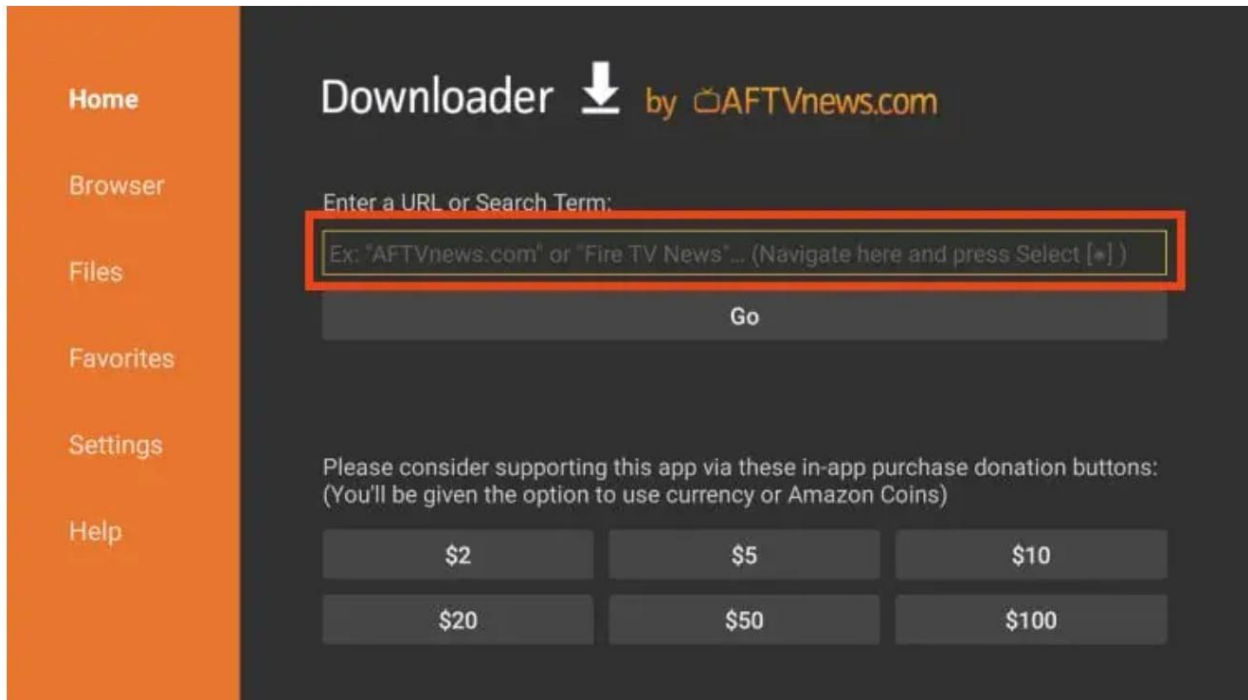
Firestick/Fire TV Users/ – Start Here

1. Go to the Settings tab.
2. Select My Fire TV and press the Enter button on your remote 7 times to enable Developer Mode (a notification will appear at the bottom of the screen).
3. Turn on ADB Debugging & Apps from Unknown Sources in the developer settings.
4. Return to the Home tab and follow the instructions below.

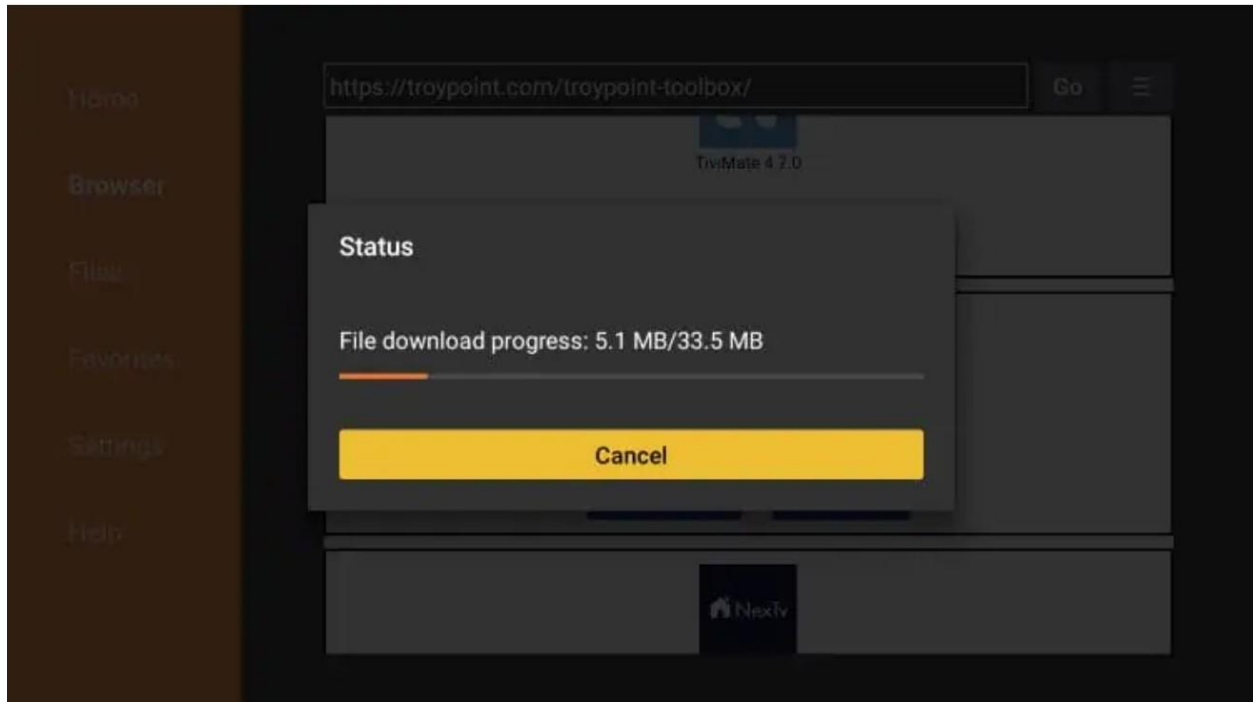
1. Install the Downloader app from your App Store (Amazon or Google Play)
2. Launch Downloader



4. Click the URL box and enter **1246622** only first. If it doesn't go automatically type **https://aftv.news/1246622** and click Go.



5. Wait for the app to download



1. Allow Downloader to Access Photos & Media (this is required for installation).
2. Install Str8biztv Streams Player.
 - If prompted, select “Allow” for installing apps from unknown sources.
3. Log In:
 - Open the app and enter your login credentials (sent via email), then press Login.

THAT'S IT ENJOY!!